

Analysis of Sources of Funding of National and Regional Parties of India
FY 2004-05 to 2014-15 (11 years)

Political Parties play a key role in democracies as they contest elections, form governments, formulate policies and are responsible for providing governance and improve the lot of the common man. Political parties need access to money in order to reach out to the electorate, explain their goals/policies and receive inputs from people. But where do they collect their funds from? An analysis of their Income Tax returns and statements filed with the Election Commission of India (ECI) shows that the **sources remain largely unknown**. At present, political parties are not required to reveal the name of individuals or organizations giving less than Rs. 20,000. As a result, **over two-thirds of the funds cannot be traced and are from ‘unknown’ sources**. This becomes very relevant in the light of recent events when demonetization was announced so as to weed out black money from the society. While the National Political Parties were brought under the RTI Act by the CIC ruling in June 2013, they have still not complied with the decision. Full transparency is, unfortunately, not possible under the current laws, and it is only the RTI that can keep citizens informed.

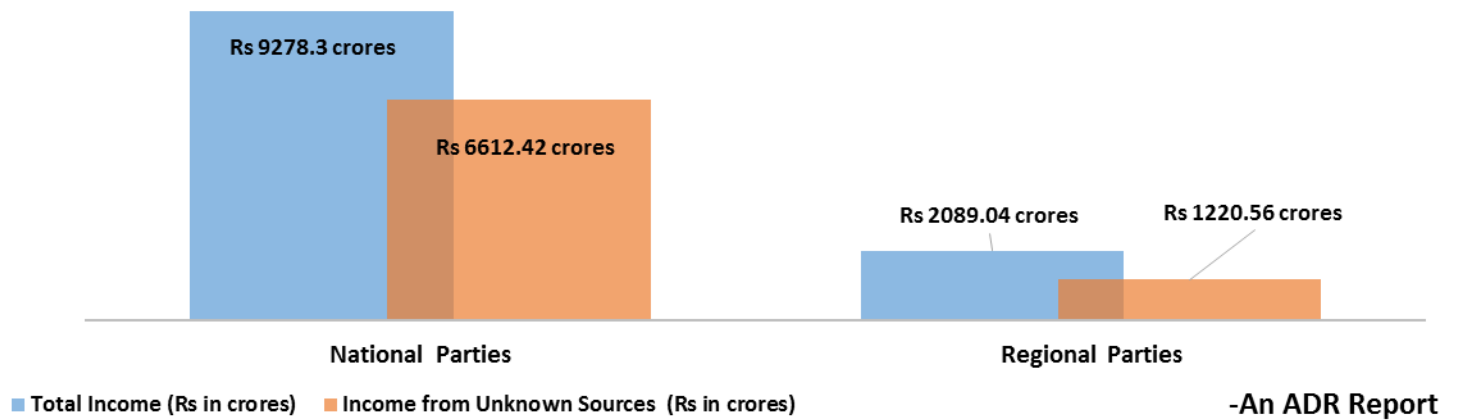
Highlights

Income of Political Parties from Known and Unknown sources

- The contribution statements, submitted by the political parties declaring names and other details of donors who contribute above Rs 20,000, are the only **known sources** of income of political parties.
- The **unknown sources** are income declared in the IT returns but **without giving source of income for donations below Rs. 20,000**. Such unknown sources include ‘sale of coupons’, ‘Aajiwani Sahayog Nidhi’, ‘relief fund’, ‘miscellaneous income’, ‘voluntary contributions’, ‘contribution from meetings/ morchas’ etc. The details of donors of such voluntary contributions are not available in the public domain.
- **Other known sources** of income include sale of moveable & immoveable assets, old newspapers, membership fees, delegate fee, bank interest, sale of publications and levy whose details would be available in the books of accounts maintained by political parties.
- 6 National parties (INC, BJP, BSP, NCP, CPI and CPM) and 51 Regional recognised were considered for this analysis, including AITC which was declared a National Party only in September, 2016.
- Currently there are 48 Regional recognised parties: HJC-BL and MSCP merged with INC during FY 2014-15 and MPP was de-recognised in 2013.
- **Total income of National and Regional political parties** between FY 2004-05 and 2014-15: **Rs 11,367.34 cr.**
- **Total income of political parties from known donors** (details of donors as available from contribution report submitted by parties to Election Commission): **Rs 1,835.63 cr**, which is **16%** of the total income of the parties.
- **Total income of political parties from other known sources** (e.g., sale of assets, membership fees, bank interest, sale of publications, party levy etc.): **Rs 1,698.73 cr**, or **15%** of total income.
- **Total income of political parties from unknown sources** (income specified in the IT Returns whose sources are unknown): **Rs 7,832.98 crores**, which is **69%** of the total income of the parties.

Sources of income of National and Regional Political Parties between FY 2004-05 and 2014-15				
Political Parties	Income from unknown sources	Income from known sources	Income from other known sources	Total Income
National Parties	Rs 6,612.42 cr (~71% of total declared income)	Rs 1405.19 cr (~15% of total declared income)	Rs 1260.69 cr (~14% of total declared income)	Rs 9,278.30 cr
Regional Parties	Rs 1,220.56 cr (~58% of total declared income)	Rs 430.44 cr (~21% of total declared income)	Rs 438.04 cr (~21% of total declared income)	Rs 2,089.04 cr
Total	Rs 7,832.98 cr (~69% of total declared income)	Rs 1,835.63 cr (~ 16% of total declared income)	Rs 1,698.73 cr (~ Rs 15% of total declared income)	Rs 11,367.34 cr

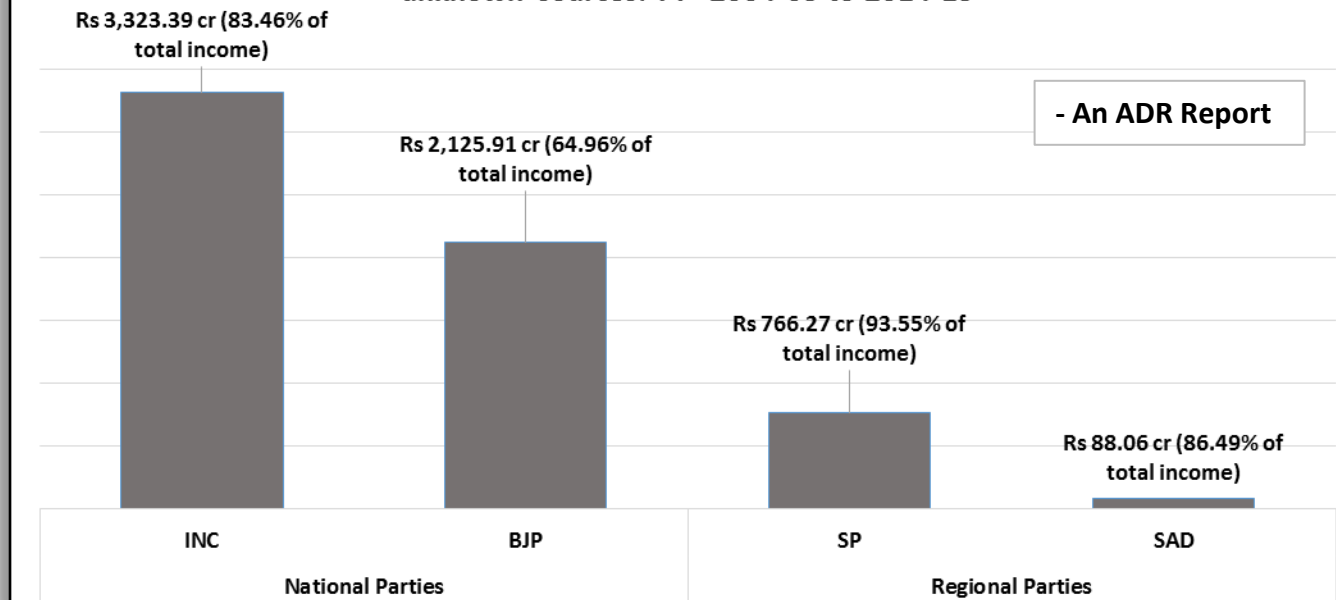
Total income and income from unknown sources of National and Regional parties: FY-2004-05 to 2014-15



Political Parties with maximum income from unknown sources

- During the 11 years between FY 2004-05 and 2014-15, **83%** of total income of **INC**, amounting to **Rs 3,323.39 cr** and **65%** of total income of **BJP**, amounting to **Rs 2,125.91 cr** came from **unknown sources**.
- Among the **Regional Parties**, **Rs 766.27 cr** or 94% of total income of **SP** and **Rs 88.06 cr** or 86% of the total income of **SAD** came from **unknown sources**.

Top two National and Regional parties to declare maximum income from unknown sources: FY- 2004-05 to 2014-15



Observations and Recommendations of ADR

Observations of ADR

- Of the 51 regional political parties considered for this report, **45 parties have not submitted** their donations statements to the ECI for at least one financial year.
- The 12 regional parties which have **never filed their contributions report since FY 2004-05** are: J&K PDP, AJSU, NPP, RSP, MPC, KC-M, SKM, AINRC, PDA, MSCP, HSPDP and PPA.
- The income tax returns/ audit reports of National and Regional parties were obtained by filing RTI applications with the Income Tax departments. The income tax returns of **42 out of the 51 regional parties** analysed were unavailable for at least one financial year. The information was either **denied by the IT departments/** the parties had **not filed their returns** for the financial year/ the departments were **unable to trace** the audit reports/ **incomplete information** was provided. Where possible, copies of audit reports were procured from the ECI.
- The income of **National Parties** from **unknown sources increased by 313%**, from **Rs 274.13 cr** during FY 2004-05 to **Rs 1130.92 cr** during FY 2014-15.
- The income of **Regional Parties** from **unknown sources increased by 652%** from **Rs 37.393 cr** during FY 2004-05 to **Rs 281.01 cr** during FY 2014-15.
- Among all the National and Regional parties considered, **BSP is the only party** to consistently declare receiving **NIL donations above Rs 20,000** between FY 2004-05 and 2014-15 thus **100%** of the party's donations came from unknown sources. The total income of the party increased by **2057%** from **Rs 5.19 cr** during FY 2004-05 to **Rs 111.96 cr** during FY 2014-15.

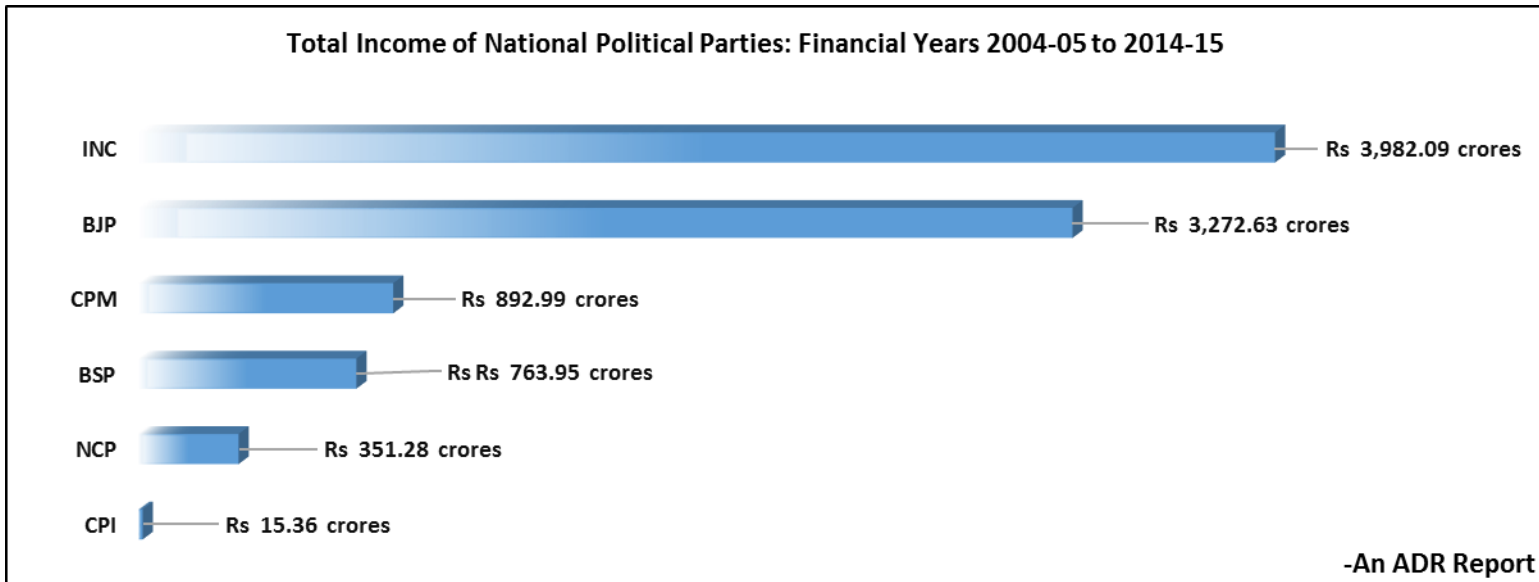
Recommendations of ADR

- Since a very large percent of the income of political parties cannot be traced to the original donor, full details of all donors should be made available for public scrutiny under the RTI. Some countries where this is done include Bhutan, Nepal, Germany, France, Italy, Brazil, Bulgaria, the US and Japan. In none of these countries is it possible for almost 75% of the source of funds to be unknown, but at present it is so in India.
- Any organization that receives foreign funding should not be allowed to support or campaign for any candidate or political party.
- Recently, the ECI has recommended that tax exemption be awarded only to those political parties which contest and win seats in Lok Sabha/ Assembly elections. The Commission has also recommended that details of all donors who donate above Rs 2,000 be declared in public domain. ADR supports ECI for its strong stand to enforce reforms in funding of political parties and hopes that these reforms are proactively taken up by the Government for implementation.
- Scrutiny of financial documents submitted by the political parties should be conducted annually by a body approved by CAG and ECI so as to enhance transparency and accountability of political parties with respect to their funding.
- **The National and other political parties must provide all information under the Right to Information Act.** This will only strengthen political parties, elections and democracy.

Detailed Report

Total income of National Parties of India (FY 2004-05 to 2014-15)

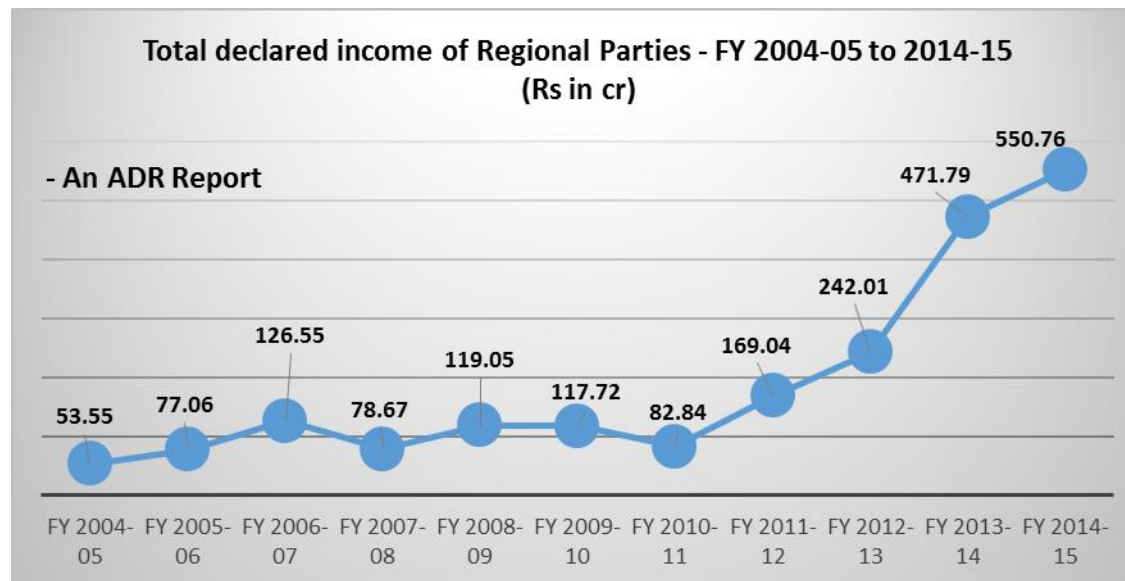
- The income of Political Parties during FY 2004-05 to 2014-15 are calculated from their IT returns filed annually with the Income Tax Department a copy of which is also submitted with the Election Commission of India.
- The six National Parties of India considered for this report are Bharatiya Janata Party (**BJP**), Indian National Congress (**INC**), Bahujan Samaj Party (**BSP**), Nationalist Congress Party (**NCP**), Communist Party of India (**CPI**) and Communist Party of India (Marxist) (**CPM**).
- **INC** has the **highest total income** of **Rs 3,982.09 cr** between FY 2004-05 and 2014-15, this is **42.92%** of the total income of the 6 parties during the same time.
- **BJP** has the **second highest income** of **Rs 3,272.63 cr** which is **35.27%** of the total income of the **6 National parties**.
- **CPM** declared third highest Income of **Rs 892.99 cr** which is **9.62%** of the total income of the **6 National parties**.




Political Party	Total Income of the National Parties between FY 2004-05 and FY 2014-15 (Rs. In crores)											Total Income (Rs in crores)
	FY 2004-05	FY 2005-06	FY 2006-07	FY 2007-08	FY 2008-09	FY 2009-10	FY 2010-11	FY 2011-12	FY 2012-13	FY 2013-14	FY 2014-15	
National Party												
BJP	104.12	38.33	82.49	123.79	220.02	258.01	168.01	309.45	324.16	673.82	970.43	3,272.63
INC	222.07	124.93	169.37	220.83	496.88	467.58	307.09	356.28	425.69	598.06	593.31	3,982.09
BSP	5.19	11.74	45.89	70.92	182.02	56.98	115.70	9.01	87.63	66.91	111.96	763.95
NCP	12.10	7.37	15.79	17.39	40.01	44.85	23.31	40.82	26.57	55.42	67.65	351.28
CPI	0.66	1.23	0.75	1.24	1.16	1.29	2.12	1.56	1.07	2.44	1.84	15.36
CPM	39.88	41.60	63.40	59.70	62.83	73.28	76.57	103.85	126.09	121.87	123.92	892.99
Total Income	Rs 384.02 crores	Rs 225.20 crores	Rs 377.69 crores	Rs 493.87 crores	Rs 1,002.92 crores	Rs 901.99 crores	Rs 692.80 crores	Rs 820.97 crores	Rs 991.21 crores	Rs 1,518.52 crores	Rs 1,869.11 crores	Rs 9,278.30 crores

Total income of Regional Parties of India (FY 2004-05 to 2014-15)

- The total declared income of **Regional Parties** between FY 2004-05 and 2014-15 was **Rs 2,089.04 cr.**
- **SP** has the **highest total income** of **Rs 819.1 cr** between FY 2004-05 and 2014-15 followed by **DMK** with **Rs 203.02 cr** and **AIADMK** with **Rs 165.01 cr.**



Top 5 Regional Parties with maximum declared income: FY 2004-05 to 2014-15



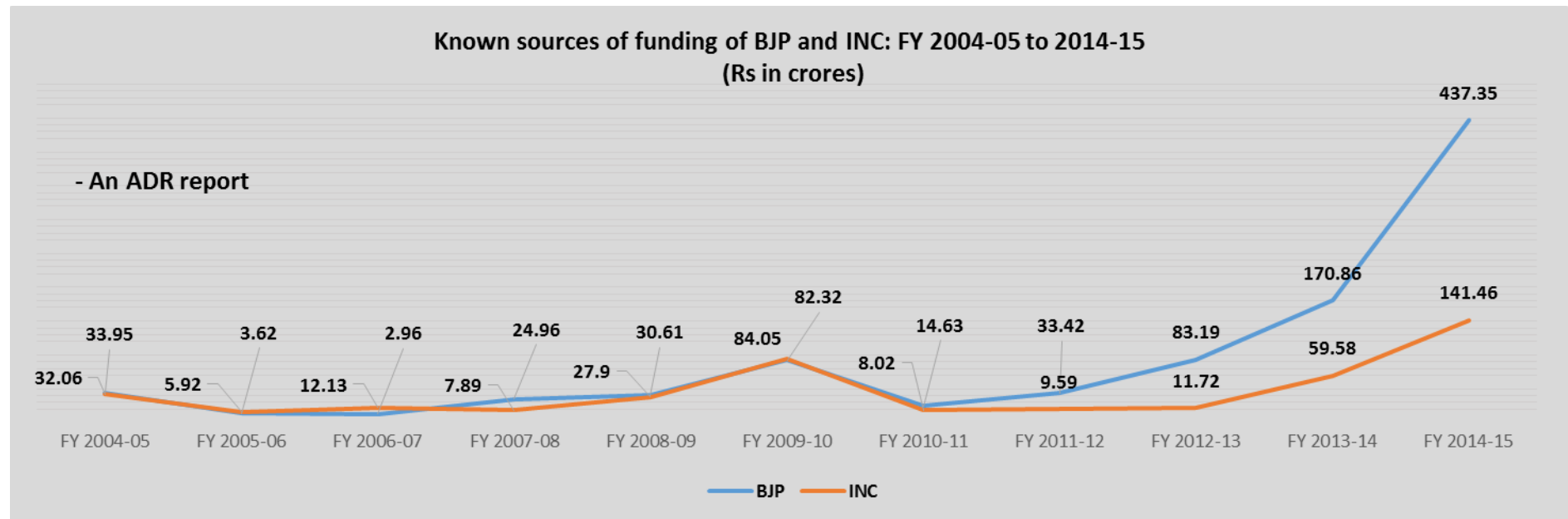
Regional Recognized Party	Regional Political parties total incomes Between FY 2004-05 and FY 2014-15 (Rs. In crores)											
	FY 2004-05	FY 2005-06	FY 2006-07	FY 2007-08	FY 2008-09	FY 2009-10	FY 2010-11	FY 2011-12	FY 2012-13	FY 2013-14	FY 2014-15	Total Income (Rs. In crores)
SP	28.54	48.35	87.05	32.30	39.00	28.10	15.21	52.88	146.09	159.70	181.88	Rs 819.10 crores
DMK	2.15	4.16	2.67	16.82	12.06	6.64	6.43	12.19	41.52	88.205	10.18	Rs 203.02 crores
AIADMK	1.18	12.95	6.4	3	12.50	9.74	14.203	21.984	9.43	38.48	35.14	Rs 165.01 crores
TDP	7.43	2.19	8.924	4.99	12.30	11.92	6.15	3.68	2.1	3.997	81.6	Rs 145.28 crores
AAP	Party founded in 2013								2.355	52.444	55.26	Rs 110.06 crores
SAD	NA	0.196	9.52	8.03	1.56	6.37	0.90	30.76	10.055	21.87	12.55	Rs 101.81 crores
SHS	8.21	1.83	NA		2.71	13.475	3.124	3.36	4.27	5.69	37.37	Rs 80.03 crores
JDU	0.51	1.34	0.545	0.22	9.31	11.33	3.42	4.29	10.31	5.26	7.586	Rs 54.12 crores
AITC	1.09	0.675	0.69	0.69	1.017	1.96	6.16	10.567	4.688	12.45	12.32	Rs 52.31 crores
BJD	NA	0.148	NA			NA	0.19	NA	0.66	15.58	22.26	Rs 38.84 crores
TRS	0.16	0.418	0.37	0.875	1.836	2.97	3.74	0.957	NA	NA	24.59	Rs 35.92 crores
J&K NC	NA		1.138	3.31	11.71	5.43	6.8	NA	NA	3.05	2.43	Rs 33.87 crores
MNS	Party founded in 2006		2.215	0.31	0.89	5.057	2.07	6.197	NA	3.844	10.26	Rs 30.84 crores
DMDK	Party founded in 2006	1.24	1.894	0.74	1.36	2.023	0.793	12.85	0.79	5.954	0.90	Rs 28.55 crores
YSR Congress	Party founded in 2011						0.01	NA	1.584	14.434	7.44	Rs 23.47 crores
RLD	NA		2.484	3.425	2.18	1.594	2.77	3.1	3.61	2.73	1.41	Rs 23.30 crores
RJD	3.676	2.554	1.19	2.15	4.05	4.446	3.11	0.26	1.08	NA	NA	Rs 22.52 crores

Regional Recognized Party	Regional Political parties total incomes Between FY 2004-05 and FY 2014-15 (Rs. In crores)												
	FY 2004-05	FY 2005-06	FY 2006-07	FY 2007-08	FY 2008-09	FY 2009-10	FY 2010-11	FY 2011-12	FY 2012-13	FY 2013-14	FY 2014-15	Total Income (Rs. In crores)	
INLD	NA				2.515	NA				5.26	10.944	Rs 18.72 crores	
JDS	NA			NA	2.765	NA	0.233	0.47	0.61	9.3	0.94	Rs 14.32 crores	
SDF	NA						0.925	0.64	0.67	6.78	4.215	Rs 13.23 crores	
JMM	NA						0.316	0.6	NA	0.93	10.555	Rs 12.40 crores	
JVM-P	Party founded in 2007			0.46	0.72	1.244	0.94	0.68	NA	3.74	4.536	Rs 12.32 crores	
PMK	NA									4.656	4.33	Rs 8.99 crores	
LJP	NA		0.784	NA	0.65	0.94	1.4	0	0	1.27	1.69	Rs 6.73 crores	
HJC-BL	NA						0.0063	0.35	0.35	3.054	1.95	Rs 5.71 crores	
AIUDF	Party founded in 2006	0.57	0.13	0.5	0.59	0.314	1.19	0.13	NA	0.86	0.48	Rs 4.76 crores	
BPF	Party founded in 2008				0.69	0.156	1.175	0.285	NA	0.134	1.77	Rs 4.21 crores	
J&K PDP	0.37	0.16	N.A.	0.29	0.42	0.34	0.275	0.15	NA	0.387	1.52	Rs 3.91 crores	
AJSU	NA				0.113	0.54	0.45	0.793	0.88	NA	NA	Rs 2.78 crores	
AIMIM	NA										2.47	Rs 2.47 crores	
AIFB	NA		0.21	0.2	0.23	0.34	0.17	0.29	0.3	0.34	0.19	Rs 2.27 crores	
MGP	0.03	0	0.01	0.21	0.009	0.12	0.117	1.335	0.01	0.026	0.32	Rs 2.20 crores	
AGP	0.03	0.043	0.044	0.03	0.06	0.11	0.5	0.205	NA	0.054	0.24	Rs 1.32 crores	
NPF	0.026	0.03	0.03	0.03	0.034	0.035	0.036	NA		0.21	0.806	Rs 1.24 crores	
NPP	NA								0.50	0.26	0.02	Rs 0.78 crores	
MNF-ZNP	0.14	0.142	0.15	0.06	0.06	NA				0.12	0.095	Rs 0.77 crores	
RSP	NA	0.055	0.07	NA	0.2	NA				0.15	0.09	Rs 0.57 crores	
MPC	0.01	0.01	0.03	0.033	0.02	0.014	0.02	NA	0.13	0.12	0.05	Rs 0.44 crores	
Kerala Congress(M)	NA									0.11	0.19	Rs 0.30 crores	
SKM	Party founded in 2013										0.18	NA	Rs 0.18 crores
AINRC	Party founded in 2011							NA		0.07	0.10	Rs 0.17 crores	
PDA	NA						0.008	NA	0.02	0.016	0.024	Rs 0.07 crores	
IUML	NA				NA				0.07		0.03	Rs 0.10 crores	
MSCP	NA							0.03	NA		NA	Rs 0.03 crores	
HSPDP	NA				NA				0.0074	0.0093	Rs 0.02 crores		
PPA	NA										0.016	Rs 0.016 crores	
KJP	Party founded in 2012									NA	NA	-	
RLSP	Party founded in 2013										NA	-	
MPP	NA										NA	-	
UDP	NA									NA	NA	-	
J&K NPP	NA										NA	-	
Total Income (Rs in cr)	Rs 53.55 crores	Rs 77.06 crores	Rs 126.55 crores	Rs 78.67 crores	119.05 crores	Rs 117.72 crores	Rs 82.84 crores	Rs 169.04 crores	Rs 242.01 crores	Rs 471.79 crores	Rs 550.76 crores	Rs 2,089.04 crores	

NA: Information on the parties' income tax returns not available with ADR

Total income of the National Parties from Known Sources (FY 2004-05 to 2014-15)

- The total amount of donations received above Rs 20,000 by Political Parties, between FY 2004-05 and 2014-15, is calculated from the donations report submitted to the Election Commission, annually.
- The total amount of donations above Rs 20,000 declared by the 6 National Parties was **Rs.1405.19 cr.**
- **BJP tops the list** and has declared a total of **Rs 917.86 cr** as received via voluntary contributions above Rs 20,000. The donations declared by BJP is **more than twice the donations declared by the INC** during the same period.
- **INC** declared donations of **Rs 400.32 cr**, received between FY 2004-05 and FY 2014-15.
- **BSP declared that the party did not receive any donations above Rs 20,000** in the past 11 Financial Years.
- **NCP has not submitted its donations report to the ECI** between FY 2004-05 and 2006-07.



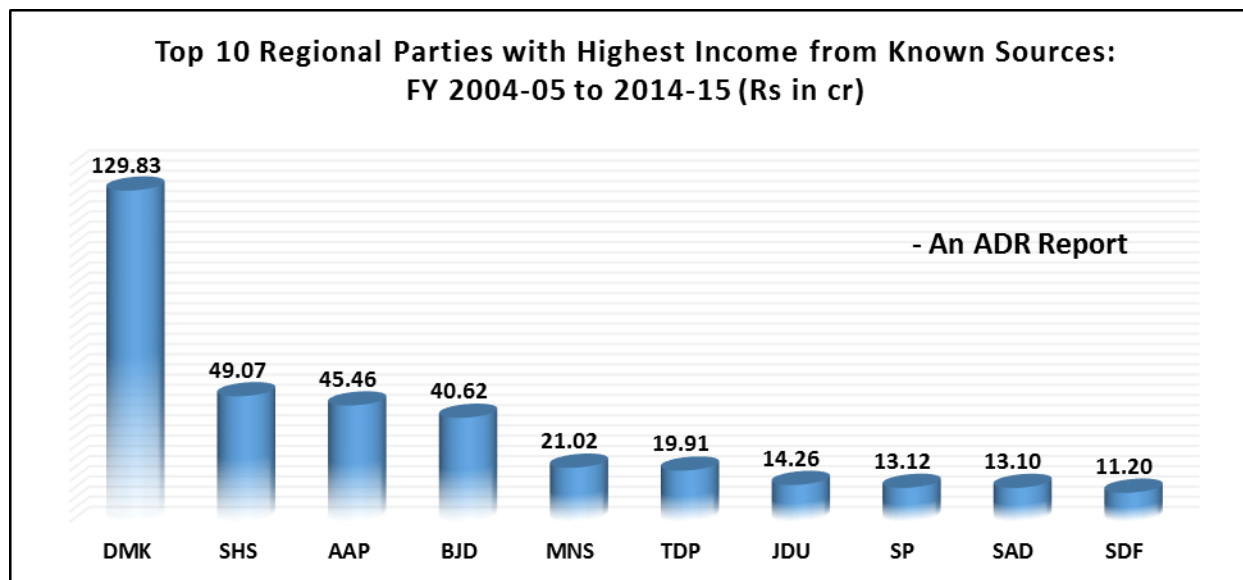
National Party	Donations above Rs 20,000 of National Parties: Between FY 2004-05 and FY 2014-15											Total Donation
	FY 2004-05	FY 2005-06	FY 2006-07	FY 2007-08	FY 2008-09	FY 2009-10	FY 2010-11	FY 2011-12	FY 2012-13	FY 2013-14	FY 2014-15	
BJP	339,521,289	36,156,111	29,550,672	249,623,653	306,057,231	823,220,133	146,253,279	334,194,113	831,924,462	1,708,636,182	4,373,506,898	Rs 917.86 crores
INC	320,555,643	59,212,492	121,273,513	78,873,451	279,018,460	840,521,238	80,205,884	95,910,664	117,166,225	595,837,728	1,414,610,950	Rs 400.32 crores
BSP	Did not receive any donation above Rs. 20,000, as per donations report											Rs 0
NCP	Not submitted to ECI			10,225,000	56,091,000	30,300,000	1,355,000	25,500,000	504,000	140,200,000	388,236,419	Rs 65.24 crores
CPI	630,000	3,988,690	1,229,400	4,125,800	2,585,000	8,667,852	10,811,465	5,982,675	3,695,449	12,281,544	13,346,675	Rs 6.73 crores
CPM	896,355	550,000	1,124,719	7,226,116	4,155,000	3,962,049	15,357,072	23,838,657	38,139,996	20,974,666	34,197,498	Rs 15.04 crores
Total	Rs 66.16 crores	Rs 9.99 crores	Rs 15.32 crores	Rs 35.01 crores	Rs 64.79 crores	Rs 170.66 crores	Rs 25.40 crores	Rs 48.54 crores	Rs 99.14 crores	Rs 247.79 crores	Rs 622.39 crores	Rs 1,405.19 crores

Total income of the Regional Parties from Known Sources (FY 2004-05 to 2014-15)

- The total amount of donations above Rs 20,000 declared by the Regional Parties was **Rs.430.42 cr.**
- **DMK tops the list** and has declared a total of **Rs 129.83 cr** as received via voluntary contributions above Rs 20,000 but the party has not filed its donations report for FY 2004-05 and 2005-06.
- **Shiv Sena** declared the second highest donations of **Rs 49.07 cr**, received between FY 2004-05 and FY 2014-15 while **AAP** has declared the third highest donations above Rs 20,000 amounting to **Rs 45.46 cr.**
- **BJD**, with total donations of **Rs 40.62 cr** (above Rs 20,000) has not filed its donations report for the period between **FY 2004-05 and 2008-09** and has declared **NIL donations** above Rs 20,000 between **FY 2010-11 and 2012-13.**

Political Parties	Known Sources of Income- Between FY 2004-05 and FY 2014-15 (Rs. In crores)											
	FY 2004-05	FY 2005-06	FY 2006-07	FY 2007-08	FY 2008-09	FY 2009-10	FY 2010-11	FY 2011-12	FY 2012-13	FY 2013-14	FY 2014-15	Total Donations
DMK	NA	NA	0	12.46	1.65	4.950	4.86	0.255	25.765	78.80	1.09	Rs 129.83 crores
SHS	4.09	0.06	0.02	0.43	0.76	7.393	1.264	0.576	0.363	1.82	32.29	Rs 49.07 crores
AAP	Party founded in 2013								0.74	9.42	35.295	Rs 45.46 crores
BJD	NA	NA	NA	NA	NA	5	0	0	0	13.82	21.8	Rs 40.62 crores
MNS	Party founded in 2006		NA	NA	0.864	4.956	1.91	6.055	0.23	0.92	6.08	Rs 21.02 crores
TDP	1.534	0.067	0.18	0.62	1.55	5.96	0.726	0.21	0.755	0.74	7.57	Rs 19.91 crores
JDU	0.317	0.047	0.005	0.21	4.54	0.955	0.81	1.78	0.587	2.175	2.837	Rs 14.26 crores
SP	1.13	0.03	0.065	0.11	0.395	1.94	NA	3.57	2.24	1.69	1.95	Rs 13.12 crores
SAD	NA	NA	NA	NA	0.684	1.25	0	3.194	1.815	3.144	3.01	Rs 13.10 crores
SDF	NA	NA	NA	NA	0	2.41	0.66	0.02	0	5.035	3.0706	Rs 11.20 crores
TRS	NA	NA	NA	0.094	0.36	NA	0.873	0.06	0.05	NA	8.69	Rs 10.13 crores
AITC	NA	NA	NA	NA	NA	0.02	NA	0.13	0	1.40	8.316	Rs 9.86 crores
YSRC	Party founded in 2011						0.01	0.77	0.337	NA	7.06	Rs 8.18 crores
JDS	NA	NA	NA	NA	NA	1.1	0	0	0	5.485	0.45	Rs 7.03 crores
RJD	NA	NA	NA	NA	1.00	3.94	0.30	0.00	0.00	1.01	NA	Rs 6.25 crores
RLD	NA	NA	0	0	0.86	0.92	NA	0.69	1.09	1.47	0.285	Rs 5.32 crores
HJC-BL	NA	NA	NA	NA	NA	0	0	0	0.145	2.896	1.95	Rs 4.99 crores
AIADMK	0.057	0.055	0.10	0.01	0.21	0.05	2.52	0.62	0	1.034	0	Rs 4.66 crores
PMK	NA	NA	NA	NA	NA	NA	NA	NA	NA	3.44	0.75	Rs 4.19 crores
JMM	NA	NA	0	0	0.1	0.15	0.02	0	NA	0.065	2.637	Rs 2.97 crores
AIUFD	Party founded in 2006	0.01	0.006	0.217	NA	0.26	0.705	0.056	0.046	0.675	0.278	Rs 2.25 crores
LJP	NA	NA	NA	NA	0.26	0.5	0	0	0	0	1	Rs 1.76 crores
IUML	NA	NA	NA	NA	NA	NA	NA	NA	0.203	0.593	0.857	Rs 1.65 crores
DMDK	Party founded in 2006	0.036	0.03	0	0.165	0	0	0.355	0.005	0.5	0.07	Rs 1.16 crores
NPF	NA	NA	NA	NA	NA	NA	NA	NA	NA	NA	0.84	Rs 0.84 crores
BPF	Party founded in 2008				NA	NA	0.30	0	0	0	0.48	Rs 0.78 crores
JVM (P)	Party founded in 2007			0.00	NA	0.31	0.05	0.00	NA	0.01	NA	Rs 0.37 crores
AGP	NA	NA	NA	NA	NA	NA	0.1	0.1	NA	NA	NA	Rs 0.20 crores
MGP	NA	NA	NA	NA	NA	NA	NA	NA	NA	NA	0.16	Rs 0.16 crores
MNF-ZNP	NA	NA	NA	NA	0.02	0.02	0.02	0.039	NA	NA	NA	Rs 0.10 crores

Political Parties	Known Sources of Income- Between FY 2004-05 and FY 2014-15 (Rs. In crores)											Total Donations
	FY 2004-05	FY 2005-06	FY 2006-07	FY 2007-08	FY 2008-09	FY 2009-10	FY 2010-11	FY 2011-12	FY 2012-13	FY 2013-14	FY 2014-15	
AIFB	NA	NA	NA	NA	NA	NA	NA	0.01	NA	NA	NA	Rs 0.01 crores
J&K NC	NA	NA	NA	NA	NA	NA	NA	0	0	0	NA	Rs 0
AIMIM	NA	NA	NA	NA	NA	NA	NA	NA	0	0	0	Rs 0
INLD	NA	NA	NA	NA	NA	NA	NA	0	NA	NA	NA	Rs 0
J&KPDP	NA	NA	NA	NA	NA	NA	NA	NA	NA	NA	NA	Rs 0
AJSU	NA	NA	NA	NA	NA	NA	NA	NA	NA	NA	NA	Rs 0
NPP	NA	NA	NA	NA	NA	NA	NA	NA	NA	NA	NA	Rs 0
RSP	NA	NA	NA	NA	NA	NA	NA	NA	NA	NA	NA	Rs 0
MPC	NA	NA	NA	NA	NA	NA	NA	NA	NA	NA	NA	Rs 0
KC-M	NA	NA	NA	NA	NA	NA	NA	NA	NA	NA	NA	Rs 0
SKM	NA	NA	NA	NA	NA	NA	NA	NA	NA	NA	NA	Rs 0
AINRC	NA	NA	NA	NA	NA	NA	NA	NA	NA	NA	NA	Rs 0
PDA	NA	NA	NA	NA	NA	NA	NA	NA	NA	NA	NA	Rs 0
MSCP	NA	NA	NA	NA	NA	NA	NA	NA	NA	NA	NA	Rs 0
HSPDP	NA	NA	NA	NA	NA	NA	NA	NA	NA	NA	NA	Rs 0
PPA	NA	NA	NA	NA	NA	NA	NA	NA	NA	NA	NA	Rs 0
Total	Rs 7.13 crores	Rs 0.30 crores	Rs 0.40 crores	Rs 14.15 crores	Rs 13.42 crores	42.08 crores	15.13 crores	Rs 18.49 crores	Rs 34.37 crores	Rs 136.14 crores	Rs 148.81 crores	Rs 430.42 crores

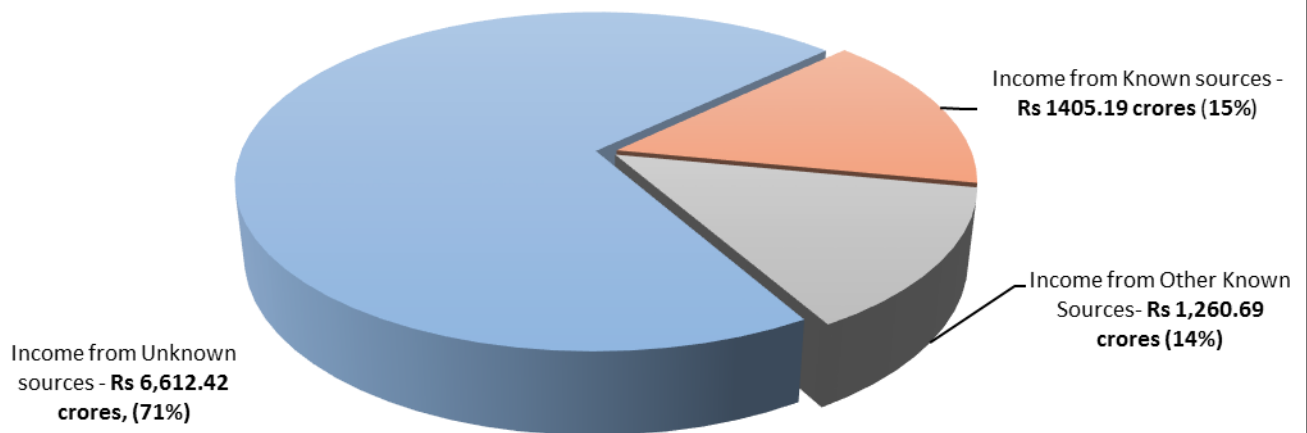


Income of Political Parties from unknown, known and other sources: FY 2004-05 to 2014-15

National Parties

Unknown, known and other known sources of income- Between FY 2004-05 and FY 2014-15				
National Political Parties	Unknown Source (Rs in crores)	Known Source (Rs in crores)	Other Known Source (Rs in crores)	Total Income (Rs in crores)
BJP	2,125.91	917.86	228.86	Rs 3,272.63 crores
INC	3,323.39	400.32	258.38	Rs 3,982.09 crores
BSP	448.71	0.00	315.24	Rs 763.95 crores
NCP	243.03	65.24	43.02	Rs 351.28 crores
CPI	0.23	6.73	8.40	Rs 15.36 crores
CPM	471.15	15.04	406.79	Rs 892.98 crores
Total	Rs 6,612.42 crores	Rs 1405.19 crores	Rs 1260.69 crores	Rs 9,278.30 crores

Sources of Income of National Parties : Between FY 2004-05 and FY 2014-15



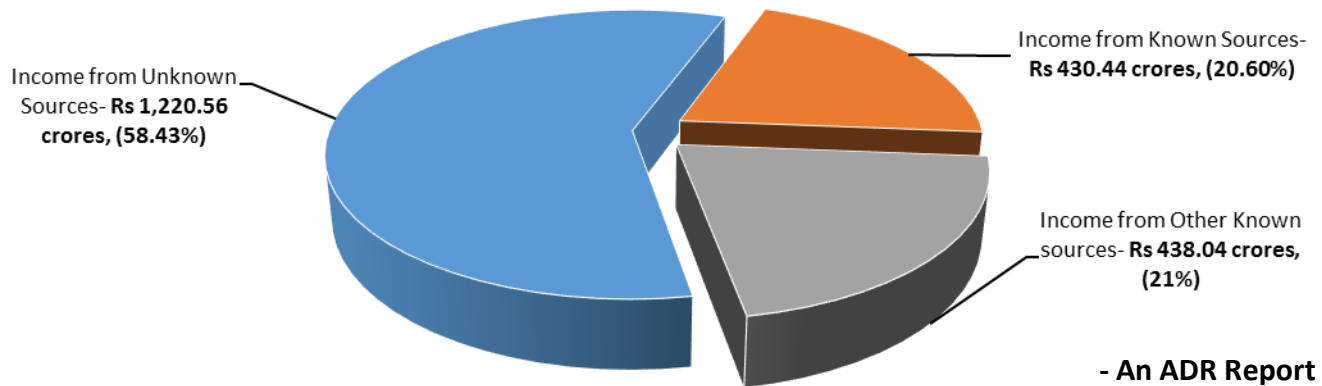
Regional Parties

Regional Political Parties	Unknown Source (Rs in crores)	Known Source (Rs in crores)	Other Known Source (Rs in crores)	Total Income
SP	766.27	13.12	39.706	Rs 819.10 crores
DMK	18.96	129.83	54.226	Rs 203.02 crores
AIADMK	0.95	4.66	159.40	Rs 165.01 crores
TDP	45.47	19.91	79.90	Rs 145.28 crores
AAP	62.82	45.46	1.78	Rs 110.06 crores
SAD	88.06	13.10	0.65	Rs 101.81 crores
SHS	18.64	49.07	12.318	Rs 80.03 crores
JDU	38.78	14.26	1.08	Rs 54.12 crores
AITC	23.54	9.86	18.907	Rs 52.31 crores
TRS	25.21	10.13	0.58	Rs 35.92 crores
JKNC	22.76	0.00	11.106	Rs 33.87 crores
MNS	9.53	21.02	0.29	Rs 30.84 crores
DMDK	6.15	1.16	21.24	Rs 28.55 crores
YSRC	13.81	8.18	1.48	Rs 23.47 crores
RLD	4.41	5.32	13.567	Rs 23.30 crores
RJD	5.80	6.25	10.466	Rs 22.52 crores

Regional Political Parties	Unknown Source (Rs in crores)	Known Source (Rs in crores)	Other Known Source (Rs in crores)	Total Income
INLD	12.95	0.00	5.765	Rs 18.72 crores
JMM	8.51	2.97	0.92	Rs 12.40 crores
JVM-P	11.95	0.36	0.01	Rs 12.32 crores
PMK	1.21	4.19	3.59	Rs 8.99 crores
LJP	4.87	1.76	0.10	Rs 6.73 crores
HJC-BL	0.71	4.99	0.01	Rs 5.71 crores
AIUDF	1.80	2.25	0.71	Rs 4.76 crores
BPF	2.97	0.78	0.46	Rs 4.21 crores
JKPDP	2.21	0.00	1.70	Rs 3.91 crores
AJSU	2.78	0.00	0	Rs 2.78 crores
AIMIM	1.17	0.00	1.3	Rs 2.47 crores
AIFB	0.51	0.01	1.75	Rs 2.27 crores
AGP	0.77	0.20	0.35	Rs 1.32 crores
NPF	0.40	0.84	0	Rs 1.24 crores
NPP	0.78	0.00	0	Rs 0.78 crores
RSP	0.56	0.00	0.01	Rs 0.57 crores
MPC	0.42	0.00	0.02	Rs 0.44 crores
KC-M	0.21	0.00	0.09	Rs 0.30 crores
SKM	0.18	0.00	0	Rs 0.18 crores
AINRC	0.17	0.00	0	Rs 0.17 crores
PDA	0.027	0.00	0.04	Rs 0.07 crores
MSCP	0.03	0.00	0	Rs 0.03 crores
HSPDP	0.01	0.00	0.01	Rs 0.02 crores
PPA	0.016	0.00	0	Rs 0.016 crores
BJD*	1.09	40.62	-2.87	Rs 38.84 crores
JDS*	7.93	7.03	-0.64	Rs 14.32 crores
SDF*	2.11	11.20	-0.08	Rs 13.23 crores
MGP*	2.24	0.16	-0.2	Rs 2.20 crores
MNF-ZNP*	0.72	0.10	-0.05	Rs 0.77 crores
IUML*	0.10	1.65	-1.65	Rs 0.10 crores
Total	Rs 1,220.56 crores	Rs 430.44 crores	Rs 438.04 crores	Rs 2,089.04 crores

* - The total income of the party is taken from the declarations made in the party's IT Returns. The voluntary contributions declared above Rs 20,000 is subtracted from the total income and the remaining sources are segregated into unknown and other known sources of funding. Details of donations above Rs 20,000 given by BJD, JDS, SDF, MGP, MNF-ZNP and IUML in their statements to the ECI is more than the total donations declared in the IT Returns of the party.

Sources of Income of Regional Parties : Between FY 2004-05 and FY 2014-15



Disclaimer

Source for the data used in the report are the Audited accounts Contribution Statements submitted by the political parties to the Income Tax Department and the Election Commission of India. These can be accessed from myneta.info/party and http://eci.nic.in/eci_main1/PolPar/ContributionReports.aspx

While all effort has been made to ensure that the information is in keeping with what is mentioned in the statements submitted by the political parties, in case of discrepancy between information in this report and that given in their statements, the information reported by the political parties should be treated as correct. Association for Democratic Reforms, National Election Watch and their volunteers are not responsible or liable for any damage arising directly or indirectly from the publication of this report.

Contact Details

<p>Media and Journalist Helpline +91 80103 94248 Email: adr@adrindia.org</p>	<p>Maj. Gen Anil Verma (Retd.) Head National Election Watch, Association for Democratic Reforms +91 11 4165 4200 +91 88264 79910 anilverma@adrindia.org</p>	<p>Prof Jagdeep Chhokar IIM Ahmedabad (Retd.) Founder Member National Election Watch, Association for Democratic Reforms +91 99996 20944 jchhokar@gmail.com</p>	<p>Prof Trilochan Sastry IIM Bangalore Founder Member, National Election Watch, Association for Democratic Reforms +91 94483 53285 trilochans@iimb.ernet.in</p>
--	---	---	---

Annexure: Party name and corresponding code

Party Name	Party Code
National Parties	
Bharatiya Janata Party	BJP
Bahujan Samaj Party	BSP
Communist Party of India	CPI
Communist Party of India (Marxist)	CPM
Indian National Congress	INC
Nationalist Congress Party	NCP
Regional Parties	
Aam Aadmi Party	AAP
Asom Gana Parishad	AGP
All India Anna dravida Munnetra Kazhagam	AIADMK
All India Forward Block	AIFB
All India Majlis-e-Ittehadul Muslimeen	AIMIM
All India NR Congress	AINRC
All India Trinamool Congress	AITC
All India United Democratic Front	AIUDF
All Jharkhand Students' Union Party	AJSU
Biju Janata Dal	BJD
Bodo People's Front	BPF
Desiya Murpokku Dravida Khazhagam	DMDK
Dravida Munnetra Kazhagam	DMK
Haryana Janhit Congress – BL	HJC-BL
Hill State People's Democratic Party	HSPDP
Indian National Lok Dal	INLD
Indian Union Muslim League	IUML/ MUL
Janata Dal Secular	JDS
Janata Dal United	JDU
Jammu Kashmir National Conference	JKNC
Jammu Kashmir National Panthers' Party	JKNPP
Jammu Kashmir People's Democratic Party	JKPDP
Jharkhand Mukti Morcha	JMM
Jharkhand Vikas Morcha - Prajatantrik	JVM-P
Karnataka Janta Paksh	KJP
Kerala Congress (Merger)	KEC(M)
Lok Jan Shakti Party	LJP
Maharashtrawadi Gomantak	MGP
Mizo National Front	MNF
Manipur Peoples' Party	MPP
Manipur State Congress Party	MSCP
Mizoram Peoples Conference	MPC
Naga People's Front	NPF
National People's Party	NPP
Pattali Makkal Katchi	PMK
Rashtriya Janata Dal	RJD
Rashtriya Lok Dal	RLD
Rashtriya Lok Samata Party	RLSP
Revolutionary Socialist Party	RSP
Shiromani Akali Dal	SAD
Sikkim Democratic Front	SDF
Shiv Sena	SHS
Sikkim Krantikari Morcha	SKM
Samajwadi Party	SP
Telugu Desam Party	TDP
Telangana Rashtra Samiti	TRS
United Democratic Party	UDP
Zoram Nationalist Party	ZNP

